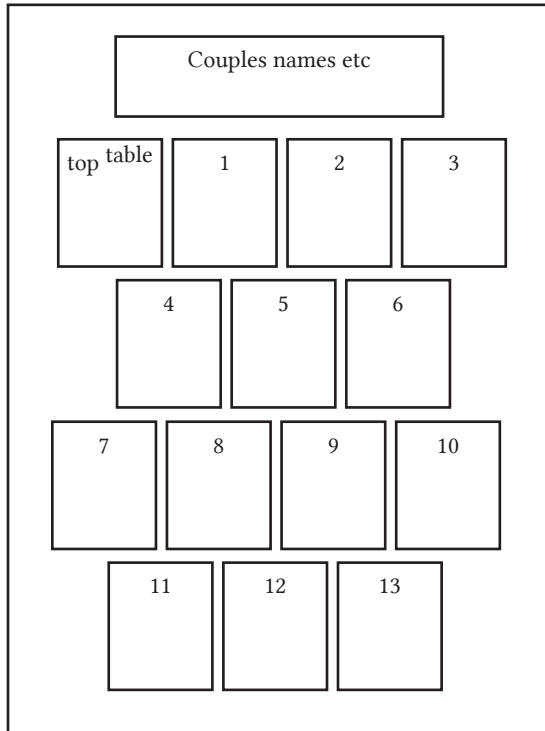

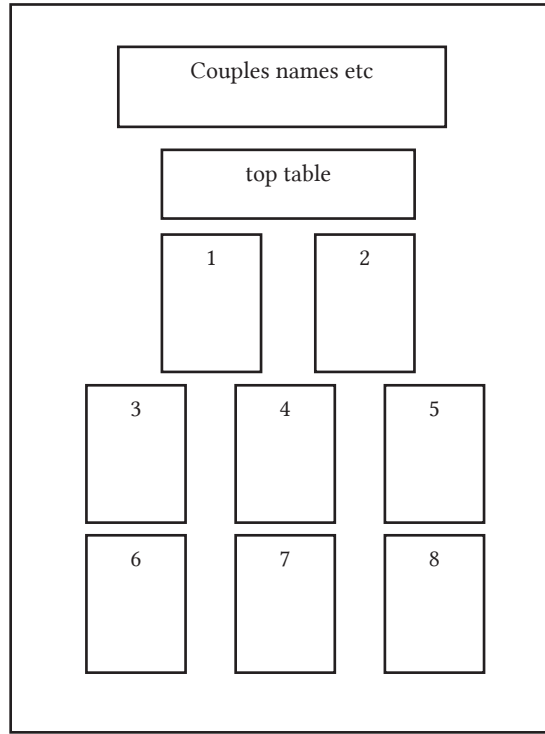
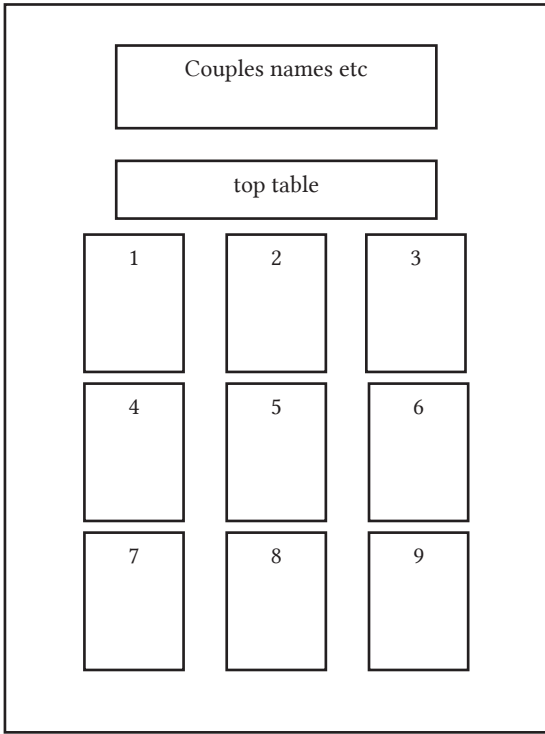


(a few) EXAMPLE TABLE PLAN LAYOUTS (available to match all designs)

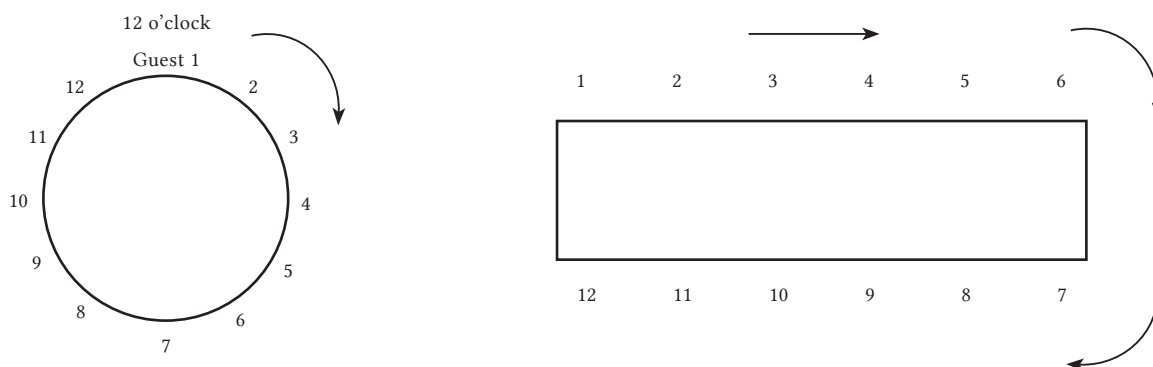


HELP WITH THE TABLE PLAN

TO GIVE THE SEATING ORDER OF GUESTS:

On a round table start at 12 o'clock and work clockwise.

On a long table (this may be just the one side of the top table) start at one end and list as they sit left to right.



TOP TABLE TRADITIONAL SEATING ETIQUETTE IS AS FOLLOWS:

Chief Bridesmaid, Groom's Father, Bride's Mother, Groom, Bride, Bride's Father, Groom's Mother, Best Man.

HOW TO SEND US THE DETAILS:

If your tables have names rather than numbers please list the tables in the order you wish them to be positioned on the table plan.

Please send to us listed as below:

TABLE NAME (first on the plan)

- Guest name
- Guest name
- Guest name
- Guest name
- Guest name
- Guest name

TABLE NAME (second on the plan)

- Guest name
- Guest name
- Guest name
- Guest name
- Guest name
- Guest name

ETC.....